




Carrera Mario Kart 8 Peach Front Wheels Replacement

Are the front wheels damaged? This guide will help you replace your front wheels.

Written By: Kimberly Santos





TOOLS:


- [Phillips #00 Screwdriver](#) (1)
-

Step 1 — Front Wheels




- Place the car on its side.
- Using the screwdriver, unscrew the front wheel by turning the screw located in on the middle of the wheel counterclockwise.

Step 2



- Place the new wheel onto the car and screw into the center of the wheel.

Step 3



- Repeat the same steps for the other side.

To reassemble your device, follow these instructions in reverse order.