




# Huawei SnapTo G-620 Speaker Replacement

Replace your SnapTo's bad speaker.

Written By: Brian Omer Uzan



## INTRODUCTION


If your audio is muffled or distorted on your Huawei SnapTo G-620, then the speaker may need to be replaced. Use this guide to replace the speaker on your SnapTo.



### TOOLS:


- [Spudger](#) (1)
  - [64 Bit Driver Kit](#) (1)
-

## Step 1 — Speaker



- Remove the back cover.
- Remove all fifteen 4mm Phillips J00 screws on the back panel.
- Using a metal spudger or your fingernail, remove the back panel.

## Step 2



- On the back panel, use a plastic spudger to remove the speaker.

To reassemble your device, follow these instructions in reverse order.