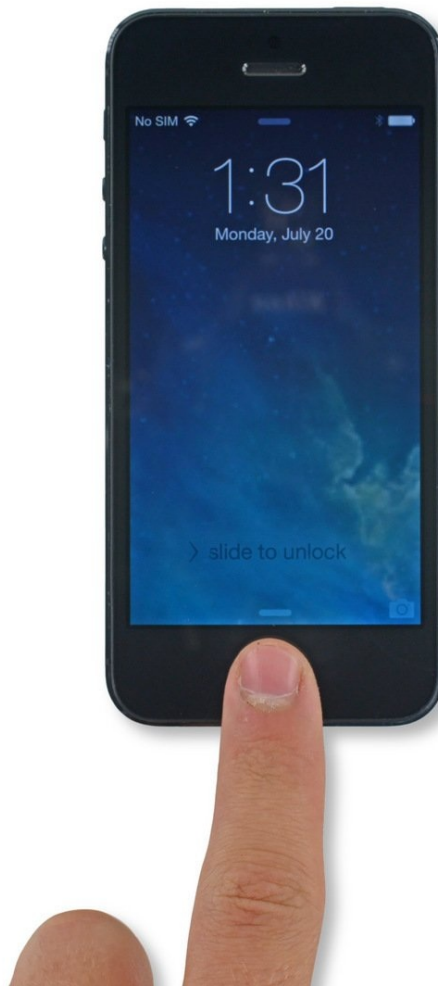





# How to force the restart of an iPhone SE

Written By: [deleted]




## Step 1 — How to force the restart of an iPhone SE



- Press and hold the Home button.
- While holding down the Home button, press and hold the Power / Standby button.

## Step 2



- Continue holding both buttons down for about 10 seconds until the Apple logo appears.
-