




How to Factory Reset ASUS FonePad 7

How to Factory Reset ASUS FonePad 7

Written By: ZFix

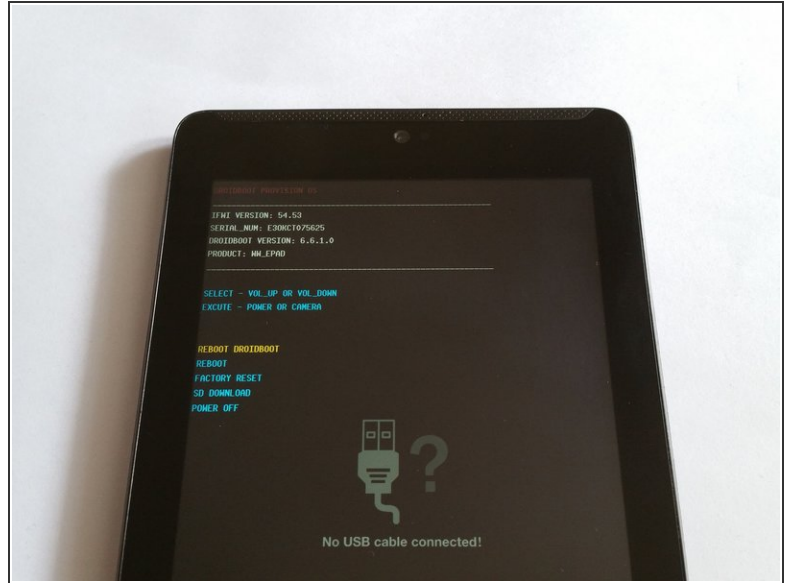



INTRODUCTION

If you want to remove forgotten Screen Lock or to erase all user data you have to perform Factory Hard reset.

[video: <https://www.youtube.com/watch?v=OndyvhVB0gk>]

Step 1 — How to Factory Reset ASUS FonePad 7



- Switch off the device.
- Press and hold simultaneously the Volume up and the Power buttons.
- When you see the Android robot release the buttons.
- In Android System Recovery menu, use Volume down button to select option "Factory reset" and press Power button to confirm.

● .



[Please SUBSCRIBE to my channel ツ](#)

To reassemble your device, follow these instructions in reverse order.