



# HP Compaq nc8430 Spacebar Replacement

The guide will inform you on how to make your spacebar not stick to the keyboard.

Written By: Andres Castro



---

## INTRODUCTION


This guide will walk you through the process of removing a space bar key.



### TOOLS:



- [iFixit Opening Tools](#) (1)
-

## Step 1 — Spacebar





- slide the latch to the right
- slowly raise screen up

## Step 2



- Place a plastic opening tool, under the edge of the space bar and gently pry up to release the spacebar.

## Step 3



- observe the long metal rod attached to the bottom of the space bar
- unhook the ends of the metal rod from the keyboard, completely removing the space bar key
- ⓘ if you notice any dust, dip a cotton swab in alcohol and clean the area under the space bar

To reassemble your device, follow these instructions in reverse order.