



Protocol Dronium One Controller Antenna Replacement

Replace your controller antenna to provide signal between your drone and controller

Written By: Ameth Ramos



INTRODUCTION

If your drone does not respond to the controller, the antenna could be the issue. The following guide will help you to replace the antenna in the controller.



TOOLS:


- [Phillips #000 Screwdriver](#) (1)
-

Step 1 — Controller Antenna





- Remove the six 8.8 mm screws located on the back panel of the controller using a Phillips 000 screwdriver.

Step 2



- Carefully lift off the back panel of the controller.

Step 3



- Then, pull the antenna up and out of its location.

To reassemble your device, follow these instructions in reverse order.