



Nerf Elite Triad EX-3 Disassembly

This guide will show you how to get inside a Nerf Elite Triad Ex-3 pistol.

Written By: Jaden Abbott





TOOLS:


- [Phillips #1 Screwdriver](#) (1)
-

Step 1 — Nerf Elite Triad EX-3



- Grab you pistol.

Step 2




- Grab the screwdriver and unscrew the 4 screws


Step 3



- Pull the piece out from the reloading trigger.

 The white cylinder at the other end of the spring is very greasy. Do not wash off the grease on the cylinder!

Step 4



- Here is a picture of what the inside should look like.

To reassemble your device, follow these instructions in reverse order.