




Casio WK-220 Batteries Replacement

Replace keyboard's batteries


Written By: Alexa



INTRODUCTION



This guide includes instructions on how to replace the batteries on the keyboard.

Step 1 — Batteries




- Place device face-down
- Locate battery cover

Step 2



- Remove battery cover by pulling tabs towards nearest edge

Step 3



- Load six new D-size batteries into battery compartment ensuring the positive (+) and negative (-) ends up with illustration inside of compartment.

To reassemble your device, follow these instructions in reverse order.