



Huawei Phone p7 Front Facing Camera Replacement

Written By: Sophia





TOOLS:


- [Heat Gun](#) (1)
 - [Suction Handle](#) (1)
 - [iFixit Opening Picks set of 6](#) (1)
 - [Phillips #000 Screwdriver](#) (1)
 - [Spudger](#) (1)
-

Step 1 — Front Facing Camera





- Remove back cover.

Step 2



- Remove small signal cable.

Step 3



- Remove top bracket.

Step 4



- Release the connector and remove front camera.

To reassemble your device, follow these instructions in reverse order.