



Hard / Factory Reset

Acer Liquid Z5 Duo

Written By: ZFix



INTRODUCTION

If you forgot your screen PIN, pattern, password lock you can enter the phone menu with your Google account installed on this phone before. If you can't do this, the only way to bypass the security is Factory reset.

!!! Warning !!!

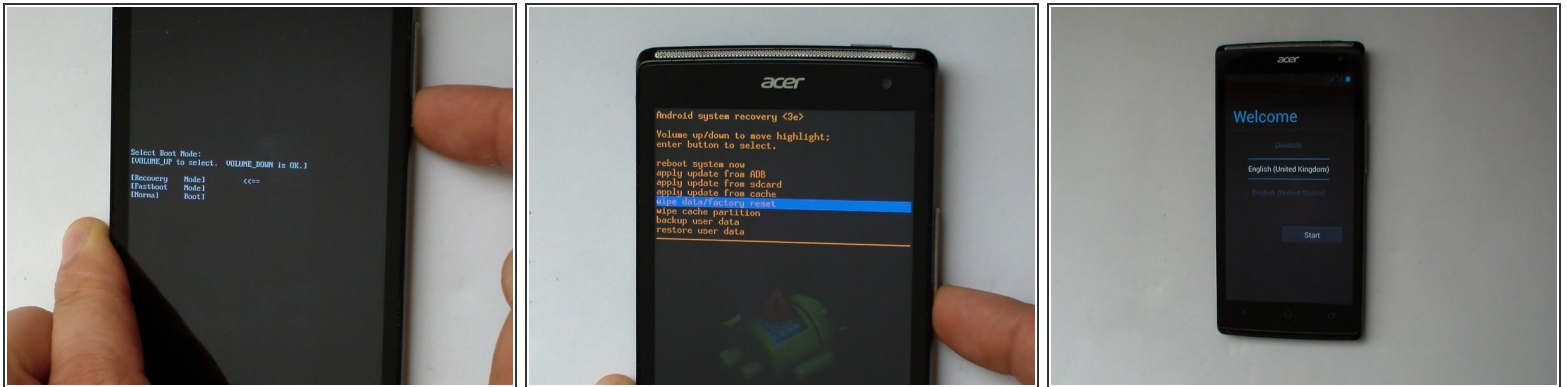
This will erase all your information (address book, apps, pictures, downloads, etc.)!

There are two ways to do a factory reset with hardware buttons.

_____ Video tutorial: _____


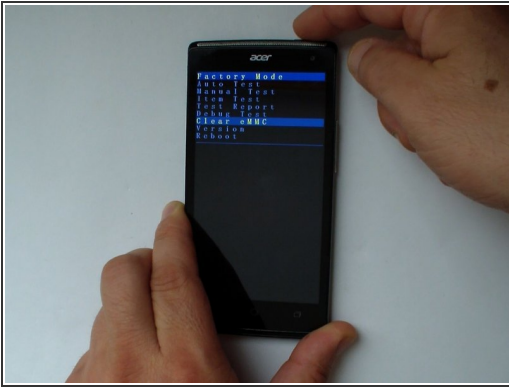
[video: https://www.youtube.com/watch?v=wznVqB_ZB_k]

Step 1 — Hard Reset - Method One:



- Switch off the phone.
- Press the **Power button** and when you feel a vibration release it and press and hold the **Volume Up** button.
- From **Boot mode** menu select **[Recovery mode]** (use Volume Up for navigation and volume down for OK).
- Now you are in the known **Android System recovery menu**. Use again the **Volume Up** for navigation and the **Volume Down** for OK and select one by one: **wipe data/factory reset - Yes -- delete all user data - reboot system now**.
- This will reboot the device and will restore to its default settings.

Step 2 — Factory Reset - Method Two



- Switch off the phone.
- Press the **Power button** and when you feel the vibration, release the Power button and press and hold the **Volume Down** button.
- Now the device is in **Factory mode**. Use the **Volume Up/Down** buttons for movement and the **Power button** for OK and select **Clear eMMC**.
- That's all. The phone will reboot and will be restored to a factory settings.
- .
- .
- **Did you do it successfully?**

To reassemble your device, follow these instructions in reverse order.