




Kodak EasyShare LS743 Battery Replacement

How to replace the battery of your Kodak EasyShare LS743 camera.


Written By: Justin Mancherje



INTRODUCTION


If your Kodak EasyShare LS743 camera's battery has died, this guide will show you how to replace it.

Step 1 — Battery



- Using your fingernail, open the battery cover.

Step 2



- Slide the orange latch sideways to eject the battery.
- Remove the battery from the battery slot.

To reassemble your device, follow these instructions in reverse order.