



ASUS Eee PC 1008ha Battery Replacement

Replace the battery in your HP Pavilion dv7-1285dx so that it can have power again.

Written By: Alex Powers



INTRODUCTION


This operation would be done if the battery fried or stopped functioning. You will be carefully removing the keyboard, locating the battery, and replacing it as you please.



TOOLS:



- [iFixit Opening Tools](#) (1)
-

Step 1 — Battery




- Using the plastic opening tool, carefully pry the top panel from the base.

Step 2



- Lift the side of the keyboard.
- Disconnect the attached ribbon located underneath the keyboard.
- Place your index finger in the hole on the right side of the keyboard tray and lift the tray.

Step 3



- Use your fingers to lift the battery and gently disconnect the wires from the base.

To reassemble your device, follow these instructions in reverse order.