



# Siemens Gigaset C47H Disassembly

Written By: anton2



## Step 1 — Open the housing



- Undo all of the tiny latches
- Repeat all the way around the phone


## Step 2 — Remove the battery contacts



- Push in the battery contacts to be able to disassemble the housing





### Step 3 — Loosen the circuit board



- Loosen the lugs to take out the circuit board

### Step 4 — Loosen the speaker



- Release two tabs on the rear speaker

Work through the steps in reverse order to reassemble your device.