




# FLORABEST Cordless Grass & Shrub Trimmer

## FGS 3.6 A1 Oxidized Safety Key Repair

Safety key no longer working, oxidized/rusted. Grinding helped.

Written By: Joe Musters



## INTRODUCTION




If the device does not work despite a fully charged battery, then it may help to briefly grind the contacts of the safety key (safety pin/plug) with sandpaper.



### TOOLS:

- [80 Grit Sandpaper](#) (1)
  - [File Set](#) (1)
-

## Step 1 — FLORABEST Cordless Grass & Shrub Trimmer FGS 3.6 A1 Oxidized Safety Key Repair



- Grind until the contacts are glossy again.

All done! Hopefully it works now. Make sure to not grind off too much of the key, or it won't work.