



# OLPC XO-1.5 Bill of Materials

This guide will take inventory of all the major components of the OLPC XO-1.5 laptop.

Written By: Daniel Nishi



# INTRODUCTION

Use this guide as a list of all main parts of the OLPC XO-1.5 laptop.

## Step 1 — OLPC XO-1.5 Bill of Materials




- Battery

## Step 2




- White plastic panel

## Step 3




- Bottom cover

## Step 4




- Circuit board

## Step 5



- Touchpad

## Step 6




- Keyboard

## Step 7



- Screen frame


## Step 8



- Screen



## Step 9




- Metal shield

## Step 10




- WiFi card

## Step 11



- Micro SD card

## Step 12



- Motherboard



## Step 13



- Back cover

To reassemble your device, follow these instructions in reverse order.