




Acer Aspire E5-571 repaire connector

Diagnose and repair the Acer Aspire PC Sound Charger connector. You need: screwdriver, collar, soda iron


Written By: AMOUR nasreddine



INTRODUCTION


[video: https://www.youtube.com/watch?v=DPq3o6g30_o]

Step 1 — Acer Aspire E5-571 repair connector



- we are going to weld the connector cable

Step 2



- the connector after welding

To reassemble your device, Follow these instructions in reverse order.